







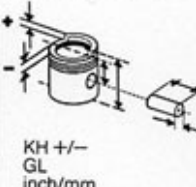



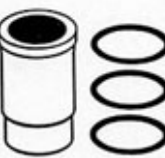



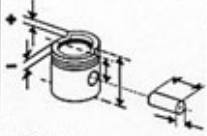







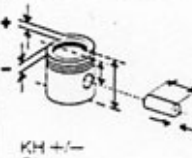







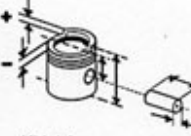







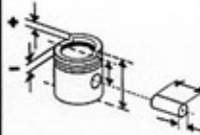





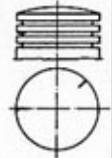
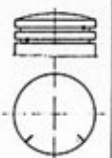
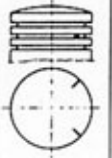

 No inch mm	 KH +/- GL inch/mm		 inch/mm	 mm		 mm	
<p>STEYR-DAIMLER-PUCH WERK GRAZ</p> <p>Moped 3-Gang 1,32 kW (1,8 PS) DS50, R, V, VZ50V, VS50L, DS50-4, 4-Gang VS50, D, DK, DS50K, KZ</p> <p>Moped 4-Gang 1,91 kW (2,6 PS) M50, M50SE, DS50V, VZ50V, R50V</p> <p>Moped 3-Gang 1,32 kW (1,8 PS) DS50, V, R, VZ50V, DS50-4 4-Gang, VS50, L, D, DK, DS50K, KZ Pionier, 4-Gang (2,6 PS)</p> <p>125TS, TL, TT 125SV, SVS</p>	<p>1</p> <p>1</p> <p>1</p> <p>2</p>	<p>38</p> <p>38</p> <p>38</p> <p>38</p>	<p>22,5 + 3,5 50</p> <p>22,5 + 3,5 52,5</p> <p>22,5 + 3,5 50</p> <p>43,5 + 5 72</p>	<p>10 x 32</p> <p>10 x 32</p> <p>12 x 31</p> <p>16 x 30</p>	<p>2 R 2</p> <p>2 R 2</p> <p>2 R 2</p> <p>2 R 2,5</p>	<p>38,0 38,5 39,0 39,5</p> <p>38,0 38,5 39,0 39,5</p> <p>38,0 38,5 39,0 39,5</p> <p>38,00 38,25 38,50 39,00 39,50 40,00</p>	<p>(Prater)</p> <p>115 01 00 ✓ 115 01 02 ✓ 115 01 04 ✓ 115 01 05 ✓</p> <p>38-11 (16E38-22/1)</p> <p>(Propan)</p> <p>115 02 00 ✓ 115 02 02 ✓ 115 02 04 ✓ 115 02 05 ✓</p> <p>38-11 (16E38-22/1)</p> <p>(Prasser)</p> <p>115 08 00 ✓ 115 08 02 ✓ 115 08 04 ✓ 115 08 05 ✓</p> <p>38-9+ (E38-23/2) 1153500 ✓</p> <p>(Palermo)*</p> <p>115 10 00 ✓ 115 10 01 ✓ 115 10 02 ✓ 115 10 04 ✓ 115 10 05 ✓ 115 10 06 ✓</p> <p>38-7 (4E-38-44/1)</p>	



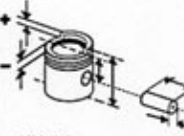



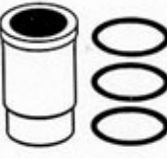







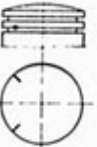

	 No inch mm	 KH +/- GL inch/mm	 inch/mm	 mm	 mm	 mm	
noch PUCH GRAZ							
Maxi - BRD, USA, NL, S, B, DK, CH (Al-Cr-Zylinder)	1	38	22,5 + 3,5 55	12 x 31	2 R 2	38,0 (Pulveral) 115 15 00 5 Maßgruppen 37,955-37,995 38-2 (2E38-23/3)	
Maxi L, S, SL USA, B, F, GB, DK, N, A Al-Cr-Zylinder	1	38	22,5 + 3,5 52,5	12 x 31	2 R 2	38,0 (Purpal) 115 16 00 ✓ 5 Maßgruppen 37,955-37,995 38-5 (4E38-23/1A)	
M50S Al-Cr-Zylinder	1	38	22,5 + 3,5 50,5	12 x 31	2 R 2	38,0 (Prutzal) 115 18 00 ✓ 5 Maßgruppen 37,955-37,995 38-9+ (E38-23/2)	
MV50X, 2-Gang 1,86 kW (2,53 PS) X50, M50, SE, DS50V, VZ50V, R50V Monza, 4-Gang f. Holland MV503X f. Holland	1	38	22,5 + 3,5 52,5	12 x 31	2 R 2	38,00 115 19 00 ✓ 38,25 115 19 01 ✓ 38,50 115 19 02 ✓ 39,00 115 19 04 ✓ 39,50 115 19 05 ✓ 38-9+ (E38-23/2)	



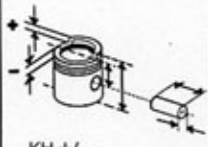





	 No inch mm	 KH +/- GL inch/mm		 inch/mm	 mm	 mm	 mm	 mm
noch PUCH GRAZ Duett, 2-Gang Monza 4GP, XL Ranger 4TL, TT, 4-Gang 2 kW (2,72 PS) MS50, MV50 + 4-Gang KTM	1	38	22,5 + 3,5 55	12 x 31	2 R 2	38,0 38,5 39,0	(Proviand) 115 26 00 ✓ 115 26 02 ✓ 115 26 04 ✓ 38-2 (2E38-23/3)	
M50 Cross (A) Racing (NL) Monza (DK)	1	38	22,5 + 3,5 47,5	12 x 31	1 L ¹⁾ 2	38,0 38,5 39,0 39,5	(Pettneu) 115 28 00 ✓ 115 28 01 ✓ 115 28 02 ✓ 115 28 03 ✓ 38-5 (4E38-23/1A)	
Monza 4S, SL, C 4-Gang f. Österreich	1	38	22,5 + 3,5 47,5	12 x 31	1 L ¹⁾ 2 1 R 2	38,0 38,5 39,0	(Partanen) 115 67 00 ✓ 115 67 01 ✓ 115 67 02 ✓ 38-5 (4E38-23/1A)	
Maxi SE2, SE2H, Racing, 1,77 kW (2,4 PS), Mini-Maxi, Automatik, K40 (Schweiz), Maxi-Plus, Condor-4-Gang 2 kW (2,72 PS) Duett, 2-Gang, Silver Speed, 4-Gang	1	38	22,5 + 3,5 52,5	12 x 31	1 R 2	38,0 38,5	(Prolet) 115 76 00 ✓ 115 76 02 ✓ 38-9+	1, 2,



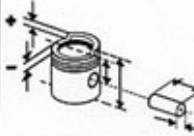





	 No inch mm	 KH +/- GL inch/mm	 inch/mm	 mm	 mm	 mm	 mm
noch PUCH GRAZ Kat.-MOPED	1 38	24 +2,45 55,45 12 x 31	1R 1,5	38,0 38,5	(Pilot) 115 89 00 115 89 01 3 Maßgr. 37,960 37,965 37,970 38-4++		



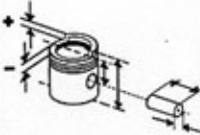



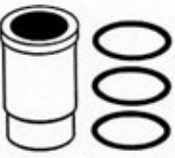

	 No inch mm	 KH +/- GL inch/mm	 inch/mm	 mm	 mm	 mm	 mm
noch PUCH GRAZ X30 - 25 km/h (BFD)	1	38 22,5 + 3,5 52,5	12 x 31	2 R 1,5	38,0 (Pago)* 115 87 00 38-10-2+		
150 TL 148 cm, 5 kw (7 PS)	2	40 45 + 5 72,8	16 x 32	2 R 2,5	40,0 40,5 41,0 41,5 42,0 (Padua)* 115 17 00 ✓ 115 17 01 115 17 02 115 17 03 115 17 04 ✓ 4E40-45/1D		
Cobra GT, GS, GTL, GTS 4,78 kw (6,5 PS) M50 Jet, Super (Al-Nikasil-Zylinder)	1	40 21,69 + 2,51 47,2	12 x 33,5	1 L ¹⁾ 1 R ¹⁾ 2 1,5	40,0 (Pilzal) 115 27 00 ✓ 8 Maßgruppen 39,949-39,984 40-4+ (5E40-22/2)	L=83,2 C=54 H=72,2	115 27 90 EZ 40/5 (Luftgekühlt) Nikasilzyl. 8 Maßgruppen 39,985-40,020
Roller DS60R, M060	1	42 22,5 + 3,6 52,6	15 x 34	2 R 2	42,0 42,5 43,0 (Pufferbo) 115 22 00 ✓ 115 22 01 ✓ 115 22 02 ✓ 5E42-23/1	L=83,2 C=54 H=72,2	115 27 92 EZ 40/10 (wassergek.) Nikasilzyl. 8 Maßgruppen 39,990-40,025

	 No inch mm	 KH +/- GL inch/mm	 inch/mm	 mm		 mm	
noch PUCH GRAZ							
175SV, SVS	2 42	46,5 + 2,5 81 	18 x 32 3 R 2,5	42,0 42,5 43,0 43,5 43,25	(Pusan) 115 23 00 ✓ 115 23 01 ✓ 115 23 02 ✓ 115 23 03 ✓ (115 23 04) 42-1 (4E42-46/1)		
Roller DS60R	1 42	22,5 + 3,6 52,6 	10 x 36 2 R 2	42,00 42,50 43,00 43,25	(Pinguin) 115 25 00 ✓ 115 25 01 ✓ 115 25 02 ✓ 115 25 03 ✓ 2E42-23/2		
250 SGS, TF 248 ccm, 10,5 kW (14,2 PS)	2 45	60 + 5 97 	18 x 36 2 R 2,5 M 1 R 2,5	45,0 45,5 46,0 46,5 47,0	(Paulmo) 115 38 00 ✓ 115 38 01 ✓ 115 38 02 ✓ 115 38 03 ✓ 115 38 04 ✓ 45-3 (5E45-60/2)		
M70 Post (A) M70 Avello, Frigerio	1 48	25,23 + 2,7 53,93 	14 x 41,1 1 L ¹⁾ 1 R ¹⁾ 2 1,5	48,00 48,25 48,50	(Passau)* 115 39 00 ✓ 115 39 01 ✓ 115 39 02 ✓ 48-4+ (3E48-25/1)		

	 No inch mm	 KH +/- GL inch/mm	 inch/mm	 mm		 mm	
noch PUCH GRAZ Cobra 80 (BFD) (Al-Nikasil-Zylinder)	1	50 25,24 + 2,69 53,13  	14 x 41,1 1 L ¹⁾ 1 R ¹⁾	2 1,5	50,0 x 115 75 00 5 Maßgruppen 49,940-49,960 50-2+	(Palme) L=86,3 C=56,5 H=76,3	115 75 90 EZ 50/9 (Luftgek.) Nikasilzyl. 5 Maßgruppen 49,995-50,015
KOLBIEN в локт СЗАКОИ УПАКОВАН АУЧЕ ВАСЕРГЕКУХЛЕ АУСФУХРУНГ!							
Roller RL125	1	52 34,5 + 3,5 73,5  	15 x 45	2 R 2,5	52,0 53,0 115 41 00 115 41 02 MS 41 Q3 5E52-34/1	(Prinz)*	
MC 125, 14 kW (19 PS) (Al-Zyl. mit GG-Büchse)	1	55 29,4 + 5,6 60,5  	15 x 46	1 L ¹⁾ 1 R ¹⁾	2 M 1,5 55,00 55,50 55,75 56,00	(Pöllauges)*	115 43 00 115 43 02 115 43 03 115 43 04 54P11
M 125, 8,8 kW (12 PS) (Al-Cr-Zylinder)	1	55 29 + 6 62,8  	15 x 46	2 R 2	55,0 115 44 00 4E55-29/1	(Platinal)*	

	 No inch mm	 KH +/- GL inch/mm		 inch/mm	 φ mm		 mm	
noch PUCH GRAZ MC 125, 11 kW (15 PS) (Al-Zyl. mit GG-Büchse)	1	55	29,4 + 5,6 62,8	15 x 46	1 L ¹⁾ 1 R	2 M 2	55,0 55,5	(Platinalsport)* 115 46 00 ✓ 115 46 01 3E55-29/1A
Roller RL 150	1	57	34,5 + 3,5 73,5	18 x 48	3 R	2	57,0 58,5	(Pulle)* 115 47 00 ✓ 115 47 03 ✓ 6E57-35/1D
MC 175, Sport TS 16,2 kW (22 PS) (Al-Zyl. mit GG-Büchse)	1	62	29,4 + 5,6 68,8	15 x 53	1 L ¹⁾ 1 R ¹⁾	2 M 1,5	62,0 62,5 63,0	(Permitzges)* 115 50 00 115 50 02 115 50 04 62P9+
175, TS, GS 13,2 kW (18 PS) (Al-Zyl. mit GG-Büchse)	1	62	29,4 + 5,6 68,8	15 x 53	1 L ¹⁾ 1 R ¹⁾	2 M 2 M	62,0 62,5 63,0	(Peltonges)* 115 52 00 115 52 01 115 52 02 ✓ 62P8++

	 No inch mm	 KH +/- GL inch/mm	 inch/mm	 ø mm		 mm	
noch PUCH GRAZ PKW 500 D 493 ccm, 11,5 kW (16 PS) 1957-71	2	70	37,5 + 4 71,5 20 x 60	2 M 2,5 1 S 5	70,0 70,5 71,0	(Pute) 115 53 00 ✓ 115 53 01 ✓ 115 53 02 ✓ 4E70-39/1	
Heflinger, Kombi PKW 650 D, 700 C 680 T 643 ccm, 18,5 kW (25 PS) ab 1961	2	80	36,4 + 2,5 72,5 20 x 69	1 R 2,5 IFC 1 M 2,5 1 G 5	80,0 80,5 81,0	(Pullover) 115 60 00 ✓ 115 60 01 ✓ 115 60 02 ✓ 80-4 (4E80-37/2)	
Heflinger 67	2	80	36,4 + 4,1 74,1 20 x 69	1 R 2,5 IFC 1 M 2,5 1 G 5	80,0 80,5 81,0	(Post)* 115 61 00 ✓ 115 61 01 ✓ 115 61 02 80-5 (6E80-37/1)	
Puch 280 GE Motor 110 E, 2746 ccm, 110,5 kW (150 PS) mit Einspritzung ab 1979 (Daimler-Benz-Motor)	6	86	42,8 + 2,28 77,08 23 x 69	1 R ¹⁾ 1,75 IF M 1 M ¹⁾ 2,5 M 1 DSF 4 M	86,0 86,5 87,0	002 34 00 002 34 01 002 34 02 86/27 824 1156402 ✓	

	 No inch mm	 KH +/- GL inch/mm		 inch/mm	 mm		 mm		
noch PUCH GRAZ									
Puch 240 GD, Dieselmotor OM 616, 2399 ccm, 53 kW (72 PS), Puch 300 GD, Dieselmotor OM 617 2998 ccm, 65 kW (88 PS) ab 1979 (Daimler-Benz-Motor)	4 5	90,9 48,35 - 8,85 - 1,15 81,85	26 x 74	1 R ¹⁾ 1 R ¹⁾ 1 DSF	3 IF M 2 IF F 4 C	90,90 91,25 91,50	002 49 00 002 49 01 002 49 02 91V13 RT		
Pinzgauer, Typ 710 2500 ccm, 64 kW (87 PS) Typ 712	4	92 44 86	25 x 78	1 R ¹⁾ 1 N 1 DSF	2,5 IF C 2,5 4 C	92,0 92,5 93,0	115 80 00 115 80 01 115 80 02 92-1 (4A92-45)	(Pinzgautern)	
Puch 230 G Motor M 115, 2308 ccm, 66 kW (90 PS) ab 1979 (Daimler-Benz-Motor)	4	93,75 51,6 - 5,1 81,8	26 x 73	1 R ¹⁾ 1 NM ¹⁾ 1 DSF	1,75 IF M 2,5 M 4 C	93,75 94,15 94,55	002 62 00 002 62 01 002 62 02 93V37		
Puch 230 G Motor M 115 K, 2308 ccm 75 kW (102 PS) ab 1979 (Daimler-Benz-Motor)	4	93,75 51,75 - 1 81,95	26 x 73	1 R ¹⁾ 1 NM ¹⁾ 1 DSF	1,75 IF M 2,5 M 4 C	93,75 94,15 94,55	002 60 00 002 60 01 002 60 02 93V50		